

VENTILATION & FANS CATALOGUE

2024



HVAC
Products



Hardware
Products



Plumbing
Products



Building Service
Products



Air Conditioning
Products





Electrical
Products


VENTILATION FANS


MEC Mixed Flow 2 Speed Fan	Nom. Size	Code:	QTY
	100mm	FANMF100	1
	125mm	FANMF125	1
	150mm	FANMF150	1
	200mm	FANMF200	1
	250mm	FANMF250	1
	315mm	FANMF315	1


Blauberg Mixed Flow 2 Speed Fan	Nom. Size	Code:	QTY
	100mm	FANMFB100	1
	125mm	FANMFB125	1
	150mm	FANMFB150	1
	200mm	FANMFB200	1
	250mm	FANMFB250	1
	315mm	FANMFB315	1


Blauberg Silent Mixed Flow 2 Speed Fan	Nom. Size	Code:	QTY
	150mm	FANMFBS150	1
	200mm	FANMFBS200	1


MEC Silent Mixed Flow 2 Speed Fan	Nom. Size	Code:	QTY
	125mm	FANMFS125	1
	150mm	FANMFS150	1
	200mm	FANMFS200	1


MEC Silent EC Mixed Flow 2 Speed Fan	Nom. Size	Code:	QTY
	150mm	FANMFSEC150	1
	200mm	FANMFSEC200	1


MEC EC Mixed Flow 2 Speed Fan	Nom. Size	Code:	QTY
	125mm	FANMEF125	1
	150mm	FANMEF150	1
	200mm	FANMEF200	1
	250mm	FANMEF250	1
	315mm	FANMEF315	1

Inline Axial Fan	Nom. Size	Code:	QTY
	150mm	FANAX150	1
	200mm	FANAX200	1
	250mm	FANAX250	1








Slimline Axial Fan	Nom. Size	Code:	QTY
	100mm	FANSL100	1
	125mm	FANSL125	1
	150mm	FANSL150	1


Blauberg Quatro Exhaust Fan	Nom. Size	Code:	QTY
	150mm	FANSLB150	1


Ducted Ventilator /Premium Fascia	Description	Code:	QTY
	100mm Ducted Ventilator	FANDV100	1
	150mm Headbox Fan Spigot	FANDV150	1
	200mm Side Round Fans White	FANDV200	1
	250mm White Round Side Entry	FANDV250	1
	250mm Premium Body Only	FANDV250B	1
	250mm White Round	FANDV250B1	1
	250mm Matte Black Round	FANDV250B2	1
	250mm White Square	FANDV250B3	1
	250mm Matte Black Square	FANDV250B4	1
	250mm White Glass Round	FANDV250B7	1
	200mm Side Ducted Exhaust	FANDVSQ200	1
	250mm Side Ducted Exhaust	FANDVSQ250	1


Centrigual In-Line Fan	Nom. Size	Code:	QTY
	150mm	FANMAN150	1
	200mm	FANMAN200	1
	250mm	FANMAN250	1
	315mm	FANMAN315	1


General Usage Roof Cowl	Nom. Size	Code:	QTY
	125mm	FANRCG5	1
	150mm	FANRCG6	1
	200mm	FANRCG8	1
	250mm	FANRCG10	1
	150mm Roof Cowl Kit (no fan)	FANRCG6GU	1


Ecoduct Flat Duct Clip	Description	Code:	QTY
	300x70mm ECO DUCT Clips	PDECOCLIP	1
Ecoduct Duct Connector	Description	Code:	QTY
	300x70mm Low Profile Duct Connector	PDECOCONN	1
Ecoduct Flat Duct 2m Length	Description	Code:	QTY
	300x70mm Low Profile Duct 2m	PDECOV2	1
Ecoduct Horizontal 45 Degree Bend	Description	Code:	QTY
	300x70mm ECO DUCT 45 Horizontal Bend	PDECOHOR45	1
Ecoduct Horizontal 90 Degree Bend	Description	Code:	QTY
	300x70mm ECO DUCT 90 Horizontal Bend	PDECOHOR90	1
Ecoduct Rangehood Adaptor	Description	Code:	QTY
	300x70mm ECO DUCT Range Hood Adaptor	PDECORH	1
Ecoduct T-Piece	Description	Code:	QTY
	300x70mm ECO DUCT T-Piece	PDECOTEE	1


Ecoduct Rectangular to Round 150	Description	Code:	QTY
	300x70mm ECO DUCT Rectangular to Round 150	PDECORTR150	1


Ecoduct Rectangular to Round 200	Description	Code:	QTY
	300x70mm ECO DUCT Rectangular to Round 200	PDECORTR200	1


Ecoduct Vertical 45 Bend	Description	Code:	QTY
	300x70mm ECO DUCT Vertical 45 Bend	PDECOVER45	1


MEC Eco Hiflow EC Fan	Nom. Size	Code:	QTY
	150mm	FANEC150	1


Channel Duct 2M Non-Centre Bar	Nom. Size	Code:	QTY
	220x90	PDED220CD2M	1
	300x60	PDED300CD2M	1
	350x75	PDED350CD2M	1
	500x75	PDED500CD2M	1


Duct Connector	Nom. Size	Code:	QTY
	220x90	PDED220CONN	1
	300x60	PDED300CONN	1
	350x75	PDED350CONN	1
	500x75	PDED500CONN	1


Support Clip - Metal	Nom. Size	Code:	QTY
	220x90	PDED220CLIP	1
	300x60	PDED300CLIP	1
	350x75	PDED350CLIP	1
	500x75	PDED500CLIP	1


45 Degree Horizontal Bend	Nom. Size	Code:	QTY
	220x90	PDED220HOR45	1
	300x60	PDED300HOR45	1
	350x75	PDED350HOR45	1
	500x75	PDED500HOR45	1


90 Degree Horizontal Bend	Nom. Size	Code:	QTY
	220x90	PDED220HOR90	1
	300x60	PDED300HOR90	1
	350x75	PDED350HOR90	1
	500x75	PDED500HOR90	1


Rectangular to Round 150mm	Nom. Size	Code:	QTY
	220x90	PDED220RTR150	1
	300x60	PDED300RTR150	1
	350x75	PDED350RTR150	1
	500x75	PDED500RTR150	1


Rectangular to Round 200mm	Nom. Size	Code:	QTY
	220x90	PDED220RTR200	1
	300x60	PDED300RTR200	1
	350x75	PDED350RTR200	1
	500x75	PDED500RTR200	1


Rectangular to Oval 150mm	Nom. Size	Code:	QTY
	220x90	PDED220RTO150	1
	300x60	PDED300RTO150	1
	350x75	PDED350RTO150	1


Rectangular to Oval 200mm	Nom. Size	Code:	QTY
	220x90	PDED220RTO200	1
	300x60	PDED300RTO200	1
	350x75	PDED350RTO200	1


Rangehood Adapter 150mm	Nom. Size	Code:	QTY
	220x90	PDED220RH150	1
	300x60	PDED300RH150	1
	350x75	PDED350RH150	1


45 Degree Vertical Bend	Nom. Size	Code:	QTY
	300x60	PDED300VER45	1
	350x75	PDED350VER45	1
	500x75	PDED500VER45	1


90 Degree Vertical Bend	Nom. Size	Code:	QTY
	300x60	PDED300VER90	1
	350x75	PDED350VER90	1

T Piece Connector	Nom. Size	Code:	QTY
	220x90	PDED220TEE	1
	300x60	PDED300TEE	1
	350x75	PDED350TEE	1
	500x75	PDED500TEE	1


Non-Return Damper	Nom. Size	Code:	QTY
	300x60	PDED300NRD	1


Round to Round Reducer	Nom. Size	Code:	QTY
	150 - 125mm	PDED125RND	1
	150 - 200mm	PDED200RND	1


90 Degree Elbow	Nom. Size	Code:	QTY
	220x90	PDED220ELB90	1


Flexible Connector 90cm	Nom. Size	Code:	QTY
	300x60	PDED300FLX90	1
	350x75	PDED350FLX90	1

PRODUCT INFO			
Type	Thermafex	Colour	Silver
Function	Air Diffusion	Material	Metallised Outer Sleeve
Mount			Fire Rated to AS4254


Thermafex R0.6				
	Product Code	Diameter Metric	Diameter Imperial	Length Metres
	VTFP46	100	4	6
	VTFP66	150	6	6
	VTFP86	200	8	6
	VTFP106	250	10	6
	VTFP106	250	10	6
	VTFP126	300	12	6
	VTFP146	350	14	6
	VTFP166	400	16	6
	VTFP186	450	18	6
VTFP206	500	20	6	

Thermafex R1.0				
	Product Code	Diameter Metric	Diameter Imperial	Length Metres
	VRITFP66	150	6	6
	VRITFP86	200	8	6
	VRITFP106	250	10	6
	VRITFP126	300	12	6
	VRITFP146	350	14	6
	VRITFP166	400	16	6
	VRITFP186	450	18	6
	VRITFP206	500	20	6


Thermafex R1.5				
	Product Code	Diameter Metric	Diameter Imperial	Length Metres
	VRISTFP66	150	6	6
	VRISTFP86	200	8	6
	VRISTFP106	250	10	6
	VRISTFP126	300	12	6
	VRISTFP146	350	14	6
	VRISTFP166	400	16	6
	VRISTFP186	450	18	6
	VRISTFP206	500	20	6


Acoustiduct				
	Product Code	Diameter Metric	Diameter Imperial	Length Metres
	VAC66	150	6	6
	VAC86	200	8	6
	VAC106	350	10	6
	VAC126	400	12	6
	VAC146	350	14	6
	VAC166	400	16	6
	VAC186	450	18	6
	VAC206	500	20	6


PRODUCT INFORMATION			
Type	Foilflex	Colour	Silver
Function	Air Diffusion	Material	Aluminium Foil
Mount			Fire Rated to 1530.4 Zero


Foilflex				
	Product Code	Diameter Metric	Diameter Imperial	Length Metres
	VFF4ZG66	150	6	6
	VFF4ZG86	200	8	6
	VFF4ZG126	300	12	6
	VFF4ZG146	350	14	6
	VFF4ZG166	400	16	6
	VFF4ZG186	450	18	6
	VFF4ZG206	500	20	6


PRODUCT INFORMATION			
Type	Thermafex Plain	Colour	Silver
Function	Ventilation and Exhaust	Material	Uninsulated Duct
Mount			Fire Rated to AS4254 -1995


Thermafex Plain				
	Product Code	Diameter Metric	Diameter Imperial	Length Metres
	VSBN46	100	4	6
	VSBN56	125	5	6
	VSBN66	150	6	6
	VSBN86	200	8	6
	VSBN106	250	10	6
	VSBN126	300	12	6
	VSBN146	350	14	6
	VSBN166	400	16	6
	VSBN186	450	18	6
	VSBN206	500	20	6


Spiral Duct	Design	Code:	QTY
	Straight 3mtr	VROLL200	1
	Bend	VROLLB200	1
	Joiner	VROLLI200	1


Double Layered Duct	Design	Code:	QTY
	150mm Nude Flex 6m	VSBP66	1
	200mm Nude Flex 6m	VSBP86	1
	150mm PVC Flex Duct 6m	VSBPN66	1
	200mm PVC Flex Duct 6m	VSBPN86	1


GreenDuct R1.25 Poly	Nom. Size	Code:	QTY
	150mm x 6mtr	VTFFPG66	1
	200mm x 6mtr	VTFFPG86	1
	250mm x 6mtr	VTFFPG106	1
	300mm x 6mtr	VTFFPG126	1
	350mm x 6mtr	VTFFPG146	1
	400mm x 6mtr	VTFFPG166	1
	450mm x 6mtr	VTFFPG186	1

GreenDuct Quadroflex R0.6	Nom. Size	Code:	QTY
	200mm x 6mtr	VTFFGO86	1
	250mm x 6mtr	VTFFGO106	1
	300mm x 6mtr	VTFFGO126	1
	350mm x 6mtr	VTFFGO146	1
	400mm x 6mtr	VTFFGO166	1


WestaFlex Poly	Nom. Size	Code:	QTY
	150mm x 6mtr	VRITFPW66	1
	200mm x 6mtr	VRITFPW86	1
	250mm x 6mtr	VRITFPW106	1
	300mm x 6mtr	VRITFPW126	1
	350mm x 6mtr	VRITFPW146	1
	400mm x 6mtr	VRITFPW166	1
	450mm x 6mtr	VRITFPW186	1
	500mm x 6mtr	VRITFPW206	1


UniLock Uninsulated Duct	Nom. Size	Code:	QTY
	100mm x 6mtr	VSBWU46	1
	125mm x 6mtr	VSBWU56	1
	150mm x 6mtr	VSBWU66	1
	200mm x 6mtr	VSBWU86	1
	250mm x 6mtr	VSBWU106	1
	300mm x 6mtr	VSBWU126	1
	350mm x 6mtr	VSBWU146	1


Semi Rigid Ducting	Nom. Size	Code:	QTY
	100mm x 3mtr	VSRD100	1
	125mm x 3mtr	VSRD125	1
	150mm x 3mtr	VSRD150	1
	200mm x 3mtr	VSRD200	1


R1.5 Foilflex 4 Zero Glass	Nom. Size	Code:	QTY
	150 x 6mtr	VR15FF4ZG66	1
	200 x 6mtr	VR15FF4ZG86	1
	250 x 6mtr	VR15FF4ZG106	1
	300 x 6mtr	VR15FF4ZG126	1
	350 x 6mtr	VR15FF4ZG146	1
	400 x 6mtr	VR15FF4ZG166	1
	450 x 6mtr	VR15FF4ZG186	1
	500 x 6mtr	VR15FF4ZG206	1


Return Air Boxes		
	Product Code	Description
	VRAB1195595216	1195x595 Insul Return Air Box-2x16
	VRAB161614	RAB 400 x 400 x 350
	VRAB181812	RAB 450 x 450 x 300
	VRAB181814	RAB 450 x 450 x 350
	VRAB241614	RAB 600 x 400 x 350
	VRAB241616	RAB 600 x 400 x 400
	VRAB2420214	RAB 600 x 500 x 2 off x 350
	VRAB2420216	RAB 600 x 500 x 2 off x 400
	VRAB242416	RAB 600 x 600 x 1off x 400
	VRAB2816214	RAB 700 x 500 x 2 off x 350
	VRAB2816216	RAB 700 x 500 x 2 off x 400
	VRAB301616	RAB 750 x 400 x 1 off 400
	VRAB3016214	RAB 750 x 400 x 2 off x 350
	VRAB3020214	RAB 750 x 500 x 2 off x 350
	VRAB3020216	RAB 750 x 500 x 2 off x 400
	VRAB30214	RAB 750 x 500 x 2 off x 350
	VRAB3022116	RAB 750 x 550 x 1 off x 400
	VRAB3022214	RAB 750 x 550 x 2 off x 350
	VRAB3022216	RAB 750 x 550 x 2 off x 400
	VRAB3616116	RAB 900 x 400 x 1 off x 400
	VRAB3616214	RAB 900 x 400 x 2 off x 350
	VRAB3616216	RAB 900 x 400 x 2 off x 400
	VRAB3620214	RAB 900 x 500 x 2 off x 350
	VRAB3620216	RAB 900 x 500 x 2 off x 400
	VRAB3622114	RAB 900 x 550 x 1 off x 350(14)
	VRAB3622116	RAB 900 x 550 x 1 off x 400
	VRAB3622214	RAB 900 x 550 x 2 off x 350(14)
	VRAB3622216	RAB 900 x 550 x 2 off x 400
	VRAB3624214	RAB 900 x 600 x 2 off x 350
	VRAB3624216	RAB 900 x 600 x 2 off x 400
VRAB4824216	RAB 1200 x 600 x 2 off x 400	
VRAB4824218	RAB 1200 x 600 x 2 off x 450	
VRAB59559516	Return Air Box 595x595 - 400(16)	


UNI BOOTS		
	CODE	Description
	VUB1246	300x100-150
	VUB1248	300x100-200
	VUB1268	300x150-200
	VUB12610	300x150-250
	VUB1468	350x150-200
	VUB14610	350x150-250
	VUB1648	400x100-200
	VUB16410	400x100-250
	VUB1668	400x150-200
	VUB16610	400x150-250
	VUB2048	500x100-200
	VUB20410	500x100-250
	VUB2448	600x100-200
	VUB24410	600x100-250
	VUB24412	600x100-300
	VUB2468	600x150-200
	VUB24610	600x150-250
	VUB24612	600x150-300
	VUB30610	750x150-250
	VUB3648	900x100-200
	VUB36410	900x100-250
	VUB36412	900x100-300
	VUB36610	900x150-250
	VUB36612	900x150-300
	VUB4048	1000x100-200
	VUB40410	1000x100-250
VUB4068	1000x150-200	
VUB40610	1000x150-250	
VUB46410	1150x100-250	
VUB4848	1200x100-200	
VUB48410	1200x100-250	
VUB48612	1200x150-300	
VUB60610	1500x100-250	


Custom Uni Boot Opposite To Open End Spig		
	Product Code	Ranges
	VUB0800	0-800
	VUB01200	801-1200
	VUB01600	1201-1600
	VUB02100	1601-2100
	VUB02700	2101-2700
	VUB03300	2701-3300
	VUB03900	3301-3900
	VUB05100	3901-5100


End Entry Boots		
	Product Code	Description
	VUBE1246	300x100-150
	VUBE1248	300x100-200
	VUBE1268	300x150-200
	VUBE12610	300x150-250
	VUBE1468	350x150-200
	VUBE14610	350x150-250
	VUBE1648	400x100-200
	VUBE16610	400x150-250


Custom Uni Boot Short Side Spig		
	Product Code	Ranges
	VUBE0800	0-800
	VUBE01200	801-1200
	VUBE01600	1201-1600
	VUBE02100	1601-2100
	VUBE02700	2101-2700
	VUBE03300	2701-3300
	VUBE03900	3301-3900
	VUBE05100	3901-5100


SIDE BOOT		
	Product Code	Description
	VUBS1246	300x100-150
	VUBS1248	300x100-200
	VUBS1268	300x150-200
	VUBS12610	300x150-250
	VUBS1468	350x150-200
	VUBS14610	350x150-250
	VUBS1648	400x100-200
	VUBS16410	400x100-250
	VUBS1668	400x150-200
	VUBS16610	400x150-250
	VUBS24410	600x100-250
	VUBS36410	900x100-250
	VUBS48410	1200x100-250


Custom Uni Boot Long Side Spig		
	Product Code	Ranges
	VUBSL0800	0-800
	VUBSL01200	801-1200
	VUBSL01600	1201-1600
	VUBSL02100	1601-2100
	VUBSL02700	2101-2700
	VUBSL03300	2701-3300
	VUBSL03900	3301-3900
	VUBSL05100	3901-5100


Custom V-Box			
	Product Code	Size Metric	Spigot Size
	VVBCP230022	p0-2300	2 x 300
	VVBCP230024	p0-2300	2 x 350
	VVBCP230026	p0-2300	2 x 400
	VVBCP282022	p2301-2820	2 x 300
	VVBCP282024	p2301-2820	2 x 350
	VVBCP282026	p2301-2820	2 x 400
	VVBCP350022	p2821-2500	2 x 300
	VVBCP350024	p2821-2500	2 x 350
	VVBCP350026	p2821-2500	2 x 400


3-Way V-BOX		
	Product Code	Perimeter Range
	VVBCP23003	0-2300
	VVBCP28203	2301-2820
	VVBCP35003	2821 -3500


MHI V-Box			
	Product Code	Size Metric	Spigot Size
	VVBMH057022	5-7kw 685 x 175	2 x 300
	VVBMH057024	5-7kw 685 x 175	2 x 350
	VVBMH057026	5-7kw 685 x 175	2 x 400
	VVBMH050722	5-7kw 885 x 175	2 x 300
	VVBMH050724	5-7kw 885 x 175	2 x 350
	VVBMH050726	5-7kw 885 x 175	2 x 400
	VVBMH101624	10-16kw 900 x 350	2 x 350
	VVBMH101626	10-16kw 900 x 350	2 x 400
	VVBMH101634	10-16kw 900 x 350	3 x 350
	VVBMH101422	10-14kw 1205 x 175	2 x 300
	VVBMH101424	10-14kw 1205 x 175	2 x 350
	VVBMH101626	10-14kw 1205 x 175	2 x 400
	VVBMH200024	20kw 1455 x 255	2 x 350
	VVBMH200026	20kw 1455 x 255	2 x 400


Panasonic V-Box			
	Product Code	Size Metric	Spigot Size
	VVBPA071022	7-10kw 1030 x 270	2 x 300
	VVBPA071024	7-10kw 1030 x 340	2 x 350


Daiken Supply V Box			
	Product Code	Size Metric	Spigot Size
	VVBDA071022	7-10kw 855 x 190	2 x 300
	VVBDA071024	7-10kw 855 x 190	2 x 350
	VVBDA100024	10kw 855 x 250	2 x 350
	VVBDA100022	10kw 855 x 250	2 x 300
	VVBDA121622	12-16kw 1155 x 245	2 x 300
	VVBDA121624	12-16kw 1155 x 245	2 x 350
	VVBDA121626	12-16kw 1155 x 245	2 x 400
	VVBDA121632	12-16kw 1155 x 245	3 x 300
	VVBDA121634	12-16kw 1155 x 245	3 x 350
	VVBDA141624	14-16kw 1155 x 320	2 x 350
	VVBDA141626	14-16kw 1155 x 320	2 x 400
	VVBDA141632	14-16kw 1155 x 320	3 x 300
	VVBDA141634	14-16kw 1155 x 320	3 x 350
	VVBDA182024	18-20kw 830 x 380	2 x 350
	VVBDA182026	18-20kw 830 x 380	2 x 400
	VVBDA180026	18kw 925 x 350	2 x 400
VVBDA202526	20-25kw 1120 x 350	2 x 400	
VVBDA250026	25kw 940 x 380	3 x 350	
VVBDA250034	25kw 940 x 380	3 x 350	
VVBDA250036	25kw 940 x 380	3 x 400	


Samsung V-Box			
	Product Code	Size Metric	Spigot Size
	VVBSA050022	5.2kw 820 x 220	2 x 300
	VVBSA050024	5.2kw 820 x 220	2 x 350
	VVBSA050030	5.2kw 820 x 220	3 x 250
	VVBSA070024	7kw 820 x 355	2 x 400
	VVBSA100022	12.5kw 1030 x 270	2 x 300
	VVBSA120022	10kw 1030 x 340	2 x 300
	VVBSA080022	8.5kw 1170 x 220	2 x 300
	VVBSA080024	8.5kw 1170 x 220	2 x 350
	VVBSA101424	10-14kw 1270 x 270	2 x 350
	VVBSA101426	10-14kw 1270 x 270	2 x 400
	VVBSA101432	10-14kw 1270 x 270	3 x 300
	VVBSA101434	10-14kw 1270 x 270	3 x 350
	VVBSA162024	16-20kw 1290 x 360	2 x 350
	VVBSA162026	16-20kw 1290 x 360	2 x 400


Fujitsu Supply V-Box			
	Product Code	Size Metric	Spigot Size
	VVBFU020522	2-5kw 650 x 155	2 x 300
	VVBFU020524	2-5kw 650 x 155	2 x 350
	VVBFU070822	7-8kw 765 x 220	2 x 300
	VVBFU070824	7-8kw 765 x 220	2 x 350
	VVBFU091024	9-10kw 850 x 295	2 x 350
	VVBFU091026	9-10kw 850 x 295	2 x 400
	VVBFU121524	12-15kw 925 x 310	2 x 350
	VVBFU121526	12-15kw 925 x 310	2 x 400
	VVBFU121534	12-15kw 925 x 310	3 x 350
	VVBFU071122	7.1-11.5kw 1070 x 210	2 x 300
	VVBFU071124	7.1-11.5kw 1070 x 210	2 x 350
	VVBFU101422	10-14kw 1170 x 220	2 x 300
	VVBFU101424	10-14kw 1170 x 220	2 x 350
	VVBFU121624	12-16kw 1170 x 280	2 x 350
VVBFU121626	12-16kw 1170 x 280	2 x 400	


MElectric V-Box			
	Product Code	Size Metric	Spigot Size
	VVBME050722	5-7kw 865 x 180	2 x 300
	VVBME101424	10-14kw 925 x 255	2 x 350
	VVBME101426	10-14kw 925 x 255	2 x 400
	VVBME071022	7-10kw 1065 x 190	2 x 300
	VVBME071024	7-10kw 1065 x 190	2 x 350
	VVBME121622	12.5-16kw 1105 x 345	2 x 300
	VVBME192222	19-22kw 1330 x 180	2 x 300
	VVBME1014H24	10-14kw 1330 x 270	2 x 350
	VVBME071422	7-14kw 1365 x 180	2 x 300
	VVBME120022	12.5kw 1565 x 180	2 x 300


Custom Square To Round		
	Product Code	Perimeter Range
	VCSSR02300	0 - 2300
	VCSSR02820	2301 - 2820
	VCSSR03500	2821 - 3500

Cushion Box 5mm Ruber		
	Product Code	Size Metric
	VCUSH10108	250x250-200
	VCUSH101010	250x250-250
	VCUSH12128	300x300-200
	VCUSH121210	300x300-250
	VCUSH18188	450x450-200
	VCUSH181810	450x450-250

Cushion Box 5mm Ruber - Low Profile (230 High)		
	Product Code	Size Metric
	VCSCBL3052	305X305X-200
	VCSCBL3055	305X305-250
	VCSCBL3302	330X300-200
	VCSCBL3305	330X330-250


Cushion Box Rubber Insulated		
	Product Code	Size Metric
	VCSCB1666	150X150-150
	VCSCB1886	200X200-150
	VCSCB1888	200X200-200
	VCSCB998	225X225-200
	VCSCB10108	250X250-200
	VCSCB101010	250X250-250
	VCSCB12128	300x300-200
	VCSCB121210	300x300-250
	VCSCB121212	300x300-300
	VCSCB151512	375x375-300
	VCSCB151514	375x375-350
	VCSCB181810	450x450-250
	VCSCB181812	450x450-300
	VCSCB181814	450x450-350
	VCSCB181816	450x450-400
	VCSCB181818	450x450-450
	VCSCB24246	590 x 590-150
	VCSCB242410	590 x 590-250
VCSCB242412	590 x 590-300	


Cushion Box Uninsulated Sprayed Black Inside		
	Product Code	Size Metric
	VCSCB0666	150X150-150
	VCSCB0886	200X200-150
	VCSCB0888	200X200-200
	VCSCB0998	225X225-200
	VCSCB010108	250X250-200
	VCSCB0101010	250X250-250


Cushion Box 25mm Black Fibre Glass Insulated		
	Product Code	Size Metric
	VCSCB2666	150X150-150
	VCSCB2886	200X200-150
	VCSCB2888	200X200-200
	VCSCB2998	225X225-200
	VCSCB210108	250X250-200
	VCSCB2101010	250X250-250
	VCSCB212128	300x300-200
	VCSCB2121210	300x300-250
	VCSCB2121212	300x300-300
	VCSCB2151512	375x375-300
	VCSCB2151514	375x375-350
	VCSCB2181810	450x450-250
	VCSCB2181812	450x450-300
	VCSCB2181814	450x450-350
VCSCB2181816	450x450-400	
VCSCB2181818	450x450-450	


Return Air Boxes Plenums Top Entry			
	Product Code	Size Metric	Spigot Size
	VRAB121210	300 x 300	1 x 250
	VRAB121212	300 x 300	1 x 300
	VRAB161614	400 x 400	1 x 350
	VRAB161616	400 x 400	1 x 400
	VRAB181812	450 x 450	1 x 300
	VRAB181814	450 x 450	1 x 350
	VRAB59559514	550 x 550	1 x 350
	VRAB59559516	550 x 550	1 x 400
	VRAB241614	600 x 400	1 x 350
	VRAB241616	600 x 400	1 x 400
	VRAB2420214	600 x 500	2 x 350
	VRAB2420216	600 x 500	2 x 400
	VRAB242416	600 x 600	1 x 400
	VRAB2816214	700 x 500	2 x 350
	VRAB2816216	700 x 500	2 x 400
	VRAB301616	750 x 400	1 x 400
	VRAB3016216	750 x 400	2 x 400
	VRAB3020214	750 x 500	2 x 350
	VRAB3020216	750 x 500	2 x 400
	VRAB3022116	750 x 550	1 x 400
	VRAB3022214	750 x 550	2 x 350
	VRAB3022216	750 x 550	2 x 400
	VRAB3616116	900 x 400	1 x 400
	VRAB3616214	900 x 400	2 x 350
	VRAB3616216	900 x 400	2 x 400
	VRAB3618214	900 x 450	2 x 350
	VRAB3618216	900 x 450	2 x 400
	VRAB362016	900 x 500	1 x 400
	VRAB3620214	900 x 500	2 x 350
	VRAB3620216	900 x 500	2 x 400
	VRAB3622114	900 x 550	1 x 350
	VRAB3622116	900 x 550	1 x 400
	VRAB3622214	900 x 550	2 x 350
	VRAB3622216	900 x 550	2 x 400
	VRAB3624214	900 x 600	2 x 350
	VRAB3624216	900 x 600	2 x 400
	VRAB1195595214	1150 x 550	2 x 350
	VRAB1195595216	1150 x 550	2 x 400
	VRAB4824216	1200 x 600	2 x 400
	VRAB4824218	1200 x 600	2 x 450





Return Air Boxes & Fresh Air Spigot		
	Product Code	Perimeter Range
	VRABF01600	0-1600
	VRABF02400	1601-2400
	VRAB02900	2401-2900
	VRABF03440	2901-3440
	VRABF03600	3441-3600


Return Air Boxes Plenums Side Entry		
	Product Code	Perimeter Range
	VRABSE01600	0-1600
	VRABSE02400	1601-2400
	VRABSE02900	2401-2900
	VRABSE03440	2901-3440
	VRABSE03600	3441-3600


Return Air Boxes Plenums Top Entry		
	Product Code	Perimeter Range
	VRAB01600	0-1600
	VRAB02400	1601-2400
	VRAB02900	2401-2900
	VRAB03440	2901-3440
	VRAB03600	3441-3600


Return Air Boxes Plenums Side Entry + Fresh Air Spigot		
	Product Code	Perimeter Range
	VRABFAS01600	0-1600
	VRABFAS02400	1601-2400
	VRABFAS2900	2401-2900
	VRABFAS3440	2901-3440
	VRABFAS03600	3441-3600


Return Air Boxes Plenums Side Entry + Filter Slide Door		
	Product Code	Perimeter Range
	VRABFS01600	0-1600
	VRABFS02400	1601-2400
	VRABFS02900	2401-2900
	VRABFS03440	2901-3440
	VRABFS03600	3441-3600


Daikin Return Air Boxes			
	Product Code	Size Metric	Spigots Size
	VRABD925350-16	925 x 350	2 x 400
	VRABD925350-18	925 x 350	2 x 450
	VRABD1120350-16	1120 x 350	2 x 400
	VRABD1120350-18	1120 x 350	2 x 450
	VRABD1120350-314	1120 x 350	3 x 350


Fujitsu Return Air Boxes			
	Product Code	Size Metric	Spigots Size
	VRABF870330-14	870 x 330	2 x 350
	VRABF870330-16	870 x 330	2 x 400
	VRABF1065355-14	1065 x 360	2 x 350
	VRABF1065355-16	1065 x 360	2 x 400
	VRABF1255375-16	1255 x 375	2 x 400
	VRABF1255375-18	1255 x 375	2 x 450
	VRABF1295320-14	1295 x 320	2 x 350
	VRABF1295320-16	1295 x 320	2 x 400


MElectric Return Air Boxes			
	Product Code	Description	Spigot Size
	VRABME1105255-12	1105 x 255 7kw	2 x 300
	VRABME1105355-14	1105 x 335 18-14kw	2 x 350


MHI FDU A Return Air Boxes			
	Product Code	Description	Spigot Size
	VRABMH900350-14	900 x 350	2 x 350
	VRABMH900350-16	900 x 350	2 x 400

Panasonic Return Air Boxes			
	Product Code	Description	Spigot Size
	VRABP1025265-14	1030 x 270	2 x 350
	VRABP1025335-16	1030 x 340	2 x 400

Samsung Return Air Boxes			
	Product Code	Description	Size mm
	VRABS823225-14	823 x 225	2 x 350
	VRABS1170225-14	1170 x 225	2 x 350
	VRABS1170225-16	1170 x 225	2 x 400
	VRABS1270275-14	1270 x 270	2 x 350
	VRABS1270275-16	1270 x 270	2 x 400
	VRABS1285365-16	1285 x 365	2 x 400
	VRABS1290360-14	1290 x 360	2 x 350

Linear Box for Linear Diffusers			
	Product Code	Description	Size mm
	VRCLSB600	Linear Box 5mm Rubber	600 x 105
	VRCLSB900	Linear Box 5mm Rubber	900 x 105
	VRCLSB900T	Linear Box Top Entry	900 x 100
	VRCLSB1000	Linear Box 5mm Rubber	1000 x 105
	VRCLSB1195	Linear Box 5mm Rubber	1155 x 105
	VRCLSB11953	Linear Box 5mm Rubber	1155 x 145
	VRCLSB1200	Linear Box 5mm Rubber	1200 x 105
	VRCLSB12003	Linear Box End Entry	1200 x 145
	VRCLSB1200E	Linear Box End Entry	1200 x 105
	VRCLSB1200T	Linear Box top Entry	1200 x 105


TD Swirl Box			
	Product Code	Description	Spigot Size
	VDBC242408R1	600x600	200
	VDBC242410R1	600x600	250
	VDBC242412R1	600x600	300
	VDBC242414R1	600x600	350
	VDBC2424BK8	600x600 M8 Bracket	


Drip Tray		
	Product Code	Perimeter Range
	VDT8383	830x830
	VDT8070	800x700
	VDT9040	900x400
	VDT9050	900x500
	VDT9060	900x600
	VDT11070	1100x700
	VDT11383	1130x830
	VDT12060	1200x600
	VDT12075	1200x750
	VDT12080	1200x800
	VDT14080	1400x800
	VDT14383	1430x530
	VDT15050	1500x500
	VDT15055	1500x550
	VDT15060	1500x600
	VDT15080	1500x800
	VDT15950	1500x1000
	VDT150100	1700x800
	VDT16060	1700x900
	VDT16090	1700x800
VDT17080	1500x1000	
VDT17090	1700x800	

Fittings Branch Take Off Externally Sprayed Insulation Metal Construction


	Code	Nom. Size	QTY
	VPB866	BTO 200x150x150	1
	VPB886	BTO 200x200x150	1
	VPB888	BTO 200x200x200	1
	VPB1066	BTO 250x150x150	1
	VPB1086	BTO 250x200x150	1
	VPB1088	BTO 250x200x200	1
	VPB10108	BTO 250x250x150	1
	VPB101010	BTO 250x250x250	1
	VPB1288	BTO 300x200x200	1
	VPB12106	BTO 300x250x150	1
	VPB12108	BTO 300x250x200	1
	VPB121010	BTO 300x250x250	1
	VPB12128	BTO 300x300x150	1
	VPB121210	BTO 300x300x250	1
	VPB121212	BTO 300x300x300	1
	VPB1488	BTO 350x200x200	1
	VPB14108	BTO 350x250x200	1
	VPB141010	BTO 350x250x250	1
	VPB141210	BTO 350x300x250	1
	VPB141212	BTO 350x300x300	1
	VPB14148	BTO 350x350x200	1
	VPB141410	BTO 350x350x250	1
	VPB141412	BTO 350x350x300	1
	VPB141414	BTO 350x350x350	1
	VPB161010	BTO 400x250x250	1
	VPB16128	BTO 400x300x200	1
	VPB161210	BTO 400x300x250	1
	VPB161212	BTO 400x300x300	1
	VPB16148	BTO 400x350x200	1
	VPB161410	BTO 400x350x250	1
	VPB161412	BTO 400x350x300	1
	VPB161414	BTO 400x350x350	1
	VPB16168	BTO 400x400x200	1
	VPB161610	BTO 400x400x250	1
	VPB161612	BTO 400x400x300	1
	VPB161614	BTO 400x400x350	1
	VPB161616	BTO 400x400x400	1




Poly Branch Take Off			
	Code	Nom. Size	QTY
	VPPD866	200x150x150	1
	VPPD886	200x200x150	1
	VPPD1086	250x200x150	1
	VPPD10108	250x250x200	1
	VPPD12108	300x250x200	1
	VPPD121010	300x250x250	1
	VPPD14108	350x250x200	1
	VPPD141212	350x300x300	1
	VPPD161412	400x350x300	1


Fittings Double Branch Take Off Externally Sprayed Insulation Metal Construction			
	Code	Nom. Size	QTY
	VPD6666	150x150x150x150	1
	VPDB8666	200x150x150x150	1
	VPDB10866	250x200x150x150	1
	VPDB10888	250x200x200x200	1
	VPDB101088	250x250x200x200	1
	VPDB12888	300x200x200x200	1
	VPDB121088	300x250x200x200	1
	VPDB12101010	300x200x200x200	1
	VPDB121288	300x300x200x200	1
	VPDB1212108	300x300x250x250	1
	VPDB12121010	300x300x200x200	1
	VPDB14888	350x200x200x200	1
	VPDB141088	350x250x200x200	1
	VPDB14101010	350x250x250x250	1
	VPDB14121010	350x300x250x250	1
	VPDB14121212	350x300x300x300	1
	VPDB141488	350x350x200x200	1
	VPDB14141010	350x350x250x250	1
	VPDB16101010	400x200x200x200	1
VPDB16121010	400x300x200x200	1	
VPDB16121212	400x300x300x300	1	
VPDB161488	400x350x200x200	1	
VPDB16141010	400x350x200x200	1	
VPDB16141212	400x350x300x300	1	
VPDB16141414	400x350x350x350	1	
VPDB16161010	400x400x250x250	1	
VPDB16161212	400x400x300x300	1	

BRANCH TAKE OFF


Poly Branch Double Take Off			
	Code	Nom. Size	QTY
	VPPDB8666	200x150x150x150	1
	VPPDB10666	250x150x150x150	1
	VPPD12888	300x200x200x200	1
	VPPDB121066	300x250x150x150	1
	VPPDB121088	300x250x200x200	1
	VPPDB12101010	300x250x250x250	1
	VPPDB14101010	350x250x250x250	1
	VPPDB14121212	350x300x300x300	1
	VPPDB16141212	400x350x300x300	1


Y BRANCH


Fittings Y Branch Externally Sprayed Insulation Metal Construction			
	Code:	Nom. Size	QTY
	VPY444	100x100x100	1
	VPY666	150x150x150	1
	VPY866	200x150x150	1
	VPY888	200x200x200	1
	VPY1066	250x150x150	1
	VPY1088	250x200x200	1
	VPY101010	250x250x250	1
	VPY1288	300x200x200	1
	VPY121010	300x250x250	1
	VPY121212	300x300x300	1
	VPY1488	350x200x200	1
	VPY141010	350x250x250	1
	VPY141212	350x300x300	1
	VPY141414	350x350x350	1
	VPY161010	400x250x250	1
	VPY161212	400x300x300	1
	VPY161414	400x350x350	1
	VPY161616	400x400x400	1
	VPY181412	450x350x300	1
VPY181414	450x350x350	1	
VPY181612	450x400x300	1	
VPY181614	450x400x350	1	
VPY181616	450x400x400	1	
VPY181818	450x450x450	1	
VPY201616	500x400x400	1	
VPY201816	500x450x400	1	


Y Branch Poly	Nom. Size	Code:	QTY
	150x150x150	VPY666P	1
	200x150x150	VPYP866	1
	250x200x200	VPYP1088	1
	300x250x250	VPYP121010	1
	300x300x300	VPYP121212	1
	350x350x350	VPYP141414	1
	400x400x400	VPYP161616	1
	450x450x450	VPYP181818	1
	500x500x500	VPYP202020	1


FITTINGS


Reducer	Nom. Size	Code:	QTY
	125 - 100	VR54	1
	150 - 100	VR64	1
	150 - 125	VR65	1
	200 - 150	VR86	1
	250 - 150	VR106	1
	250 - 200	VR108	1
	300 - 200	VR128	1
	300 - 250	VR1210	1
	350 - 250	VR1410	1
	350 - 300	VR1412	1
	400 - 300	VR1612	1
	400 - 350	VR1614	1
	450 - 400	VR1816	1
500 - 450	VR2018	1	


Poly Reducer	Nom. Size	Code:	QTY
	150 - 100	VR64P	1
	150 - 125	VR65P	1
	200 - 150	VR86P	1
	250 - 200	VR108P	1
	300 - 250	VR1210P	1
	350 - 300	VR1412P	1
	400 - 350	VR1614P	1
	450 - 400	VR1816P	1
	500 - 450	VR2018P	1


Starting Collar	Nom. Size	Code:	QTY
	100	VSC4	1
	125	VSC5	1
	150	VSC6	1
	200	VSC8	1
	250	VSC10	1
	300	VSC12	1
	350	VSC14	1
	400	VSC16	1
	450	VSC18	1
	500	VSC20	1

Oval Starting Collar	Nom. Size	Code:	QTY
	150	VSCO6	1
	200	VSCO8	1
	250	VSCO10	1
	300	VSCO12	1
	350	VSCO14	1
	400	VSCO16	1


Castellated Starting Collars	Dia. Size	Code:	QTY
	150	VCSC06	1
	200	VCSC08	1
	250	VCSC10	1
	300	VCSC12	1
	350	VCSC14	1
	400	VCSC16	1
	450	VCSC18	1
	500	VCSC20	1


Castellated Oval Starting Collars	Dia. Size	Code:	QTY
	150	VCSCO06	1
	200	VCSCO8	1
	250	VCSCO10	1
	300	VCSCO12	1
	350	VCSCO14	1


Oval Starting Collar With Damper	Dia. Size	Code:	QTY
	150	VSCOD06	1
	200	VSCOD08	1
	250	VSCOD10	1


Starting Collar With Damper	Nom. Size	Code:	QTY
	100	VSCD4	1
	150	VSCD6	1
	200	VSCD8	1
	250	VSCD10	1
	300	VSCD12	1
	350	VSCD14	1
	400	VSCD16	1
	450	VSCD18	1
	500	VSCD20	1


DAMPERS


Spun Spigots with dampers	Nom. Size	Code:	QTY
	200	VSSD8	1
	250	VSSD10	1
	300	VSSD12	1
	350	VSSD14	1


Back Draft Damper	Dia. Size	Code:	QTY
	100	VBDD4	1
	125	VBDD5	1
	150	VBDD6	1
	200	VBDD8	1
	250	VBDD10	1
	300	VBDD12	1


240V Dampers Metal Motorised	Nom. Size	Code:	QTY
	200	VMZD8	1
	250	VMZD10	1
	300	VMZD12	1
	350	VMZD14	1
	400	VMZD16	1


24V Dampers Metal Motorised	Nom. Size	Code:	QTY
	200	VMZDIC8	1
	250	VMZDIC10	1
	300	VMZDIC12	1
	350	VMZDIC14	1
	400	VMZDIC16	1
	450	VMZDIC18	1


Manual dampers Externally Sprayed Insulation	Nom. Size	Code:	QTY
	100	VMLD4	1
	125	VMLD5	1
	150	VMLD6	1
	200	VMLD8	1
	250	VMLD10	1
	300	VMLD12	1
	350	VMLD14	1
	400	VMLD16	1
	450	VMLD18	1


240V Poly Motorised Dampers	Nom. Size	Code:	QTY
	150	VPZD6	1
	200	VPZD8	1
	250	VPZD10	1
	300	VPZD12	1
	350	VPZD14	1
	400	VPZD16	1


24V Poly Motorised Dampers	Nom. Size	Code:	QTY
	150	VPZDIC6	1
	200	VPZDIC8	1
	250	VPZDIC10	1
	300	VPZDIC12	1
	350	VPZDIC14	1
	400	VPZDIC16	1
	450	VPZDIC18	1

24V Poly BOSS Motorised Dampers	Nom. Size	Code:	QTY
	250	VPZDIB10	1
	300	VPZDIB12	1
	350	VPZDIB14	1


Damper Blade with Rapit Kits	Nom. Size	Code:	QTY
	150	VDBK6	1
	200	VDBK8	1
	250	VDBK10	1
	300	VDBK12	1
	350	VDBK14	1
	400	VDBK16	1

Joiner With Damper	Nom. Size	Code:	QTY
	150	VJCD6	1
	200	VJCD8	1
	250	VJCD10	1
	300	VJCD12	1
	350	VJCD14	1
	400	VJCD16	1


Joiner	Nom. Size	Code:	QTY
	100	VJC4	1
	125	VJC5	1
	150	VJC6	1
	200	VJC8	1
	250	VJC10	1
	300	VJC12	1
	350	VJC14	1
	400	VJC16	1
	450	VJC18	1
	500	VJC20	1


Poly Joiner	Nom. Size	Code:	QTY
	150	VJC6P	1
	200	VJC8P	1
	250	VJC10P	1
	300	VJC12P	1
	350	VJC14P	1
	400	VJC16P	1
450	VJC18P	1	


Cowl Tube	Nom. Size	Code:	QTY
	125mm x 600mm	FANRCT5	1
	150mm x 600mm	FANRCT6	1
	200mm x 600mm	FANRCT8	1
	250mm x 600mm	FANRCT10	1


Canvass Connection Fan	Nom. Size	Code:	QTY
	Canvass Connection Fan	FANXCC	1


VENTILATION PRODUCTS

Cable	Nom. Size	Code:	QTY
	8 Pin RJ45 10mtr	VDZCAB08	1
	6 Pin RJ12 10mtr	VDZCAB10	1
	15mtr	VDZCAB15	1


Touch Pad	Nom. Size	Code:	QTY
	Touch Pad	VDZTP	1
	Touch Pad 8 Zone	VDZTP8	1


Transformer	Nom. Size	Code:	QTY
	Transformer	VDZTRANS	1

Universal Remote	Code:	QTY
	VACUNI	1

Delay Fan Timer	Nom. Size	Code:	QTY
	7 Minutes	FANTM	1

DUCTWORK STRAPPING SUPPORT	Nom. Size	Code:	QTY
	Blue Strapping 50m	FS50	1
	Steel Strapping 30kg	FS415M	1
	Steel Strapping 60kg	FS715M	1

Access Panel	Nom. Size	Code:	QTY
	300 x 150	VAPL25	1
	200 x 125	VAPL37	1
	460 x 250	VAPL65	1
	530 x 635	VAPL85	1
	635 x 430	VAPL86	1

D/Open Belimo Damper	Nom. Size	Code:	QTY
	240V	VDZBEL240	1

iZONE 420 NANO KITS	
MODEL NO	DESCRIPTION
VDZIC420D	NANO + 8 ZONE + DAIKIN KIT
VDZIC420F	NANO + 8 ZONE + FUJITSU KIT
VDZIC420H	NANO + 8 ZONE + HITACHI KIT
VDZIC420HI	NANO + 8 ZONE + HAIER KIT
VDZIC420L	NANO + 8 ZONE + LG KIT
VDZIC420M	NANO + 8 ZONE + MITSU ELECTRIC KIT
VDZIC420MD	NANO + 8 ZONE + MIDEA KIT
VDZIC420MHI	NANO + 8 ZONE + MHI KIT
VDZIC420P	NANO + 8 ZONE + PANASONIC KIT
VDZIC420S	NANO + 8 ZONE + SAMSUNG KIT
VDZIC420T	NANO + 8 ZONE + TOSHIBA KIT
VDZIC420TZ	NANO + 8 ZONE + TEMPERZONE KIT
VDZIC420Y	NANO + 8 ZONE + YORK KIT
VDZIC420K	NANO + 8 ZONE + NANO KIT

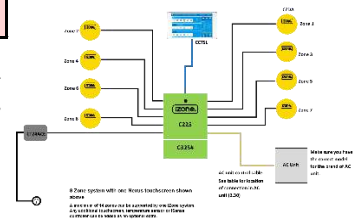


420 Nano kits include: 1 x Nano touch screen + 1 x RJ45 cable + 1 x 8 zone CPU + 1 x Transformer.
Optional extras can be added to any kit such as: 6 zone extender, FOB, bridge, Nanos, Nexus, wireless sensors, iSense, iSave, iZone Lights, iZone Reticulation, Multiplexer and network extension module. See component parts below. All Fujitsu 20kw and 25kw systems require an Intensis Box and a unique CPU, module and screen.

iZONE 425 NANO KITS	
MODEL NO	DESCRIPTION
VDZIC425D	NANO + 8 ZONE + DAIKIN + WIFI KIT
VDZIC425F	NANO + 8 ZONE + FUJITSU + WIFI KIT
VDZIC425H	NANO + 8 ZONE + HITACHI + WIFI KIT
VDZIC425HI	NANO + 8 ZONE + HAIER + WIFI KIT
VDZIC425L	NANO + 8 ZONE + LG + WIFI KIT
VDZIC425M	NANO + 8 ZONE + MITSU ELECTRIC + WIFI KIT
VDZIC425MD	NANO + 8 ZONE + MIDEA + WIFI KIT
VDZIC425MHI	NANO + 8 ZONE + MHI + WIFI KIT
VDZIC425P	NANO + 8 ZONE + PANASONIC + WIFI KIT
VDZIC425S	NANO + 8 ZONE + SAMSUNG + WIFI KIT
VDZIC425T	NANO + 8 ZONE + TOSHIBA + WIFI KIT
VDZIC425TZ	NANO + 8 ZONE + TEMPERZONE + WIFI KIT
VDZIC425Y	NANO + 8 ZONE + YORK + WIFI KIT
VDZIC425Y	NANO + 8 ZONE + YORK + WIFI KIT



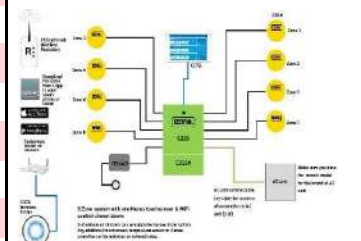
iZONE 430 NEXUS KITS	
MODEL NO	DESCRIPTION
VDZIC430D	NEXUS + 8 ZONE + DAIKIN KIT
VDZIC430F	NEXUS + 8 ZONE + FUJITSU KIT
VDZIC430H	NEXUS + 8 ZONE + HITACHI KIT
VDZIC430HI	NEXUS + 8 ZONE + HAIER KIT
VDZIC430L	NEXUS + 8 ZONE + LG KIT
VDZIC430M	NEXUS + 8 ZONE + MITSU ELECTRIC KIT
VDZIC430MD	NEXUS + 8 ZONE + MIDEA KIT
VDZIC430MHI	NEXUS + 8 ZONE + MHI KIT
VDZIC430P	NEXUS + 8 ZONE + PANASONIC KIT
VDZIC430S	NEXUS + 8 ZONE + SAMSUNG KIT
VDZIC430T	NEXUS + 8 ZONE + TOSHIBA KIT
VDZIC430TZ	NEXUS + 8 ZONE + TEMPERZONE KIT
VDZIC430Y	NEXUS + 8 ZONE + YORK KIT
VDZIC430K	NEXUS + 8 ZONE + NEXUS KIT



430 Nexus kits include: 1 x white Nexus touch screen (CCTSLW) + 1 x RJ45 cable + 1 x 8 zone CPU + 1 x Transformer. Optional extras can be added to any kit such as: 6 zone extender, FOB, bridge, Nanos, Nexus, wireless sensors, iSense, iSave, iZone Lights, iZone Reticulation, Multiplexer and network extension module. See component parts below.

Upgrade costs for other Nexus colours see "iZone Controllers". All Fujitsu 20kw and 25kw systems require an Intensis Box and a unique CPU, module and screen.

iZONE 435 NEXUS KITS	
MODEL NO	DESCRIPTION
VDZIC435D	NEXUS + 8 ZONE + DAIKIN + WIFI KIT
VDZIC435F	NEXUS + 8 ZONE + FUJITSU + WIFI KIT
VDZIC435H	NEXUS + 8 ZONE + HITACHI + WIFI KIT
VDZIC435HI	NEXUS + 8 ZONE + HAIER + WIFI KIT
VDZIC435L	NEXUS + 8 ZONE + LG + WIFI KIT
VDZIC435M	NEXUS + 8 ZONE + MITSU ELECTRIC + WIFI KIT
VDZIC435MD	NEXUS + 8 ZONE + MIDEA + WIFI KIT
VDZIC435MHI	NEXUS + 8 ZONE + MHI + WIFI KIT
VDZIC435P	NEXUS + 8 ZONE + PANASONIC + WIFI KIT
VDZIC435S	NEXUS + 8 ZONE + SAMSUNG + WIFI KIT
VDZIC435T	NEXUS + 8 ZONE + TOSHIBA + WIFI KIT
VDZIC435TZ	NEXUS + 8 ZONE + TEMPERZONE + WIFI KIT
VDZIC435Y	NEXUS + 8 ZONE + YORK + WIFI KIT
VDZIC435KAD	NEXUS + 8 ZONE + KADEN + WIFI KIT



iZONE WIRELESS SENSOR

MODEL NO	DESCRIPTION
VDZICRFSB	WIRELESS SENSOR BLACK
VDZICRFSW	WIRELESS SENSOR WHITE
VDZICRFSO	WIRELESS SENSOR OCEAN MIST



iZONE WIRED SENSORS

MODEL NO	DESCRIPTION
VDZICWSMK	WIRED SENSOR MODULE KIT
VDZICSB	WIRED SENSOR BLACK
VDZICSW	WIRED SENSOR WHITE
VDZICSO	WIRED SENSOR OCEAN MIST
VDZICZCOB	ZONE CONTROLLER + iSENSE BLACK
VDZICZCOO	ZONE CONTROLLER + iSENSE OCEAN MIST
VDZICZCOW	ZONE CONTROLLER + iSENSE WHITE
VDZICDTS	IN DUCT SA TEMPERATURE SENSOR



iZONE CONTROLLERS

MODEL NO	DESCRIPTION
VDZICCTSLW	NEXUS TOUCH SCREEN WHITE
VDZICCTSLB	NEXUS TOUCH SCREEN BLACK
VDZICCTSLS	NEXUS TOUCH SCREEN SILVER
VDZICCTSLG	NEXUS TOUCH SCREEN GOLD
VDZICCTS	NANO TOUCH SCREEN SILVER
VDZICCTSB	NANO TOUCH SCREEN BLACK
VDZICCTSW	NANO TOUCH SCREEN WHITE
VDZICCTSO	NANO TOUCH SCREEN OCEAN MIST
VDZICCTSLS+	NEXUS PLUS SCREEN
VDZICTSFB	TOUCH SCREEN FACIA BLACK
VDZICTSFW	TOUCH SCREEN FACIA WHITE
VDZICTSFO	TOUCH SCREEN FACIA OCEAN MIST
VDZIC400FOB	400 NAKED ZONE FOB
VDZIC410FOB	410 NAKED ZONE + AC FOB
VDZIC100K	110 KIT
VDZIC110WC	110 WALL CONTROLLER
VDZIC110MC	110 MASTER CONTROLLER
VDZLRCRS	WIRELESS REED SWITCH
VDZSTEZT	SMART ZONE TOUCH
VDZSTEZTT	SMART ZONE TOUCH TRANSFORMER
VDZSTESS	SMART ZONE TOUCH SENSOR
VDZI100AB	24V ZONE MOTOR IZONE
VDZIC400CBW	IZONE WIFI BRIDGE + ILIGHT
VDZIC405	IZONE BASE KIT - 8 ZONE + WIFI KIT
VDZICCOCB	IZONE OPEN CONNECTION WIFI BRIDGE



iZONE Spigots	
MODEL NO	DESCRIPTION
VPZ-BSCREW	iZone Ductboard Plastic Screw
VPZ-BCIS20	iZone 200 Round Clip-In Spigot
VPZ-BCIS25	iZone 250 Round Clip-In Spigot
VPZ-BCIS30	iZone 300 Round Clip-In Spigot
VPZ-BCIS35	iZone 350 Round Clip-In Spigot
VPZ-BCIS40	iZone 400 Round Clip-In Spigot
VPZ-BCIS45	iZone 450 Round Clip-In Spigot
VPZ-BCIS50	iZone 500 Round Clip-In Spigot
VPZ-BLPCIS25	iZone 250 Low Profile Clip-In Spigot
VPZ-BLPCIS30	iZone 300 Low Profile Clip-In Spigot
VPZ-BLPCIS35	iZone 350 Low Profile Clip-In Spigot
VPZ-BLPCIS40	iZone 400 Low Profile Clip-In Spigot
VPZ-BLPCIS45	iZone 450 Low Profile Clip-In Spigot
VPZ-BCIBC20	iZone Plastic Bulldog Clip 20mm




iZONE DAMPERS	
MODEL NO	DESCRIPTION
VPZ-CDK20	iZone 200 Round In-line Barrel Damper Kit
VPZ-CDK25	iZone 250 Round In-line Barrel Damper Kit
VPZ-CDK30	iZone 300 Round In-line Barrel Damper Kit
VPZ-CDK35	iZone 350 Round In-line Barrel Damper Kit
VPZ-CDK40	iZone 400 Round In-line Barrel Damper Kit
VPZ-CCDK20	iZone 200 Round Clip-In Zone Damper Kit
VPZ-CCDK25	iZone 250 Round Clip-In Zone Damper Kit
VPZ-CCDK30	iZone 300 Round Clip-In Zone Damper Kit
VPZ-CCDK35	iZone 350 Round Clip-In Zone Damper Kit
VPZ-CCDK40	iZone 400 Round Clip-In Zone Damper Kit
VPZ-CCDKLP25	iZone 250 Low Profile Clip-In Zone Damper Kit
VPZ-CCDKLP30	iZone 300 Low Profile Clip-In Zone Damper Kit
VPZ-CCDKLP35	iZone 350 Low Profile Clip-In Zone Damper Kit
VPZ-CCDKLP40	iZone 400 Low Profile Clip-In Zone Damper Kit
VPZ-CDKLP25	iZone 250 Low Profile In-line Barrel Damper Kit
VPZ-CDKLP30	iZone 300 Low Profile In-line Barrel Damper Kit
VPZ-CDKLP35	iZone 350 Low Profile In-line Barrel Damper Kit
VPZ-CDKLP40	iZone 400 Low Profile In-line Barrel Damper Kit



Your Air Solutions
Partner

FANAX - Inline Axial Fan

- Available in 150mm, 200mm & 250mm
- Mounting foot fitted as standard
- Plug and lead fitted
- Fixed speed



SPECIFICATIONS

Fan Code	Fan Dia	1/s	Fan Speed	dBA@3M	KW	AMPS
FANAX150	150mm	83	2700rpm	41	0.038	0.3
FANAX200	200mm	210	2500rpm	51	0.065	0.45
FANAX250	250mm	370	2700rpm	52	0.072	0.85

Your Air Solutions Partner

FANDV - Centrifugal Ceiling Exhaust Fans Header Box Fan

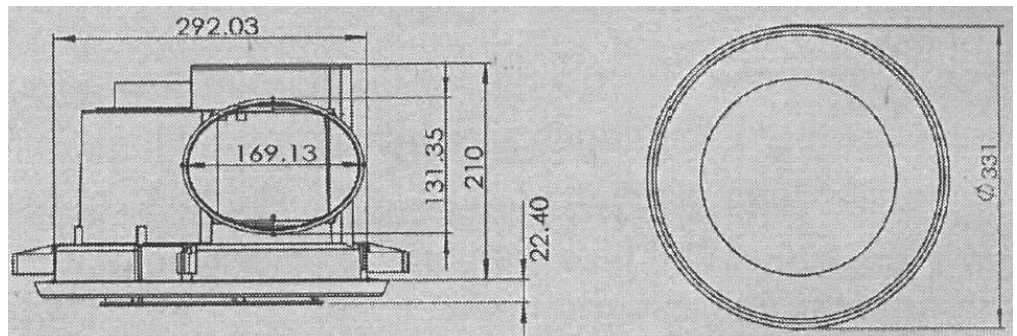


- Suitable for small bathrooms, ensuites and laundry rooms
- Back-draft shutter included
- 150mm Clip on Connection Spigot
- Side ducted exhaust fan
- Flex and plug included
- Toilets & powder rooms and laundries
- Designed for longer duct runs



The Centrifugal Ceiling Exhaust Fans by MEC is a stylish and slimline exhaust fan unit designed for use in small bathrooms, laundry rooms and toilets. Composed of durable acrylic the white fascia on the Centrifugal Ceiling Exhaust Fan features a 331mm diameter and a powerful yet quiet ball bearing exhaust with a 330m³/hr extraction rate. The Centrifugal Ceiling Exhaust Fan has a low profile of 200mm (min. installation depth 210mm required) allowing installation in limited ceiling spaces. The MEC Fan Ceiling exhaust fans come complete with a flex and plug for easy installation (providing there is an existing GPO outlet available in the ceiling).

DIMENSIONS & SPECIFICATIONS



Model	Voltage	Frequency	Power	Duct	Cut out Size
FANDV150	220-240V	50 Hz	60 W	100/150mm	300mm Dia
FANDV150L	220-240V	50 Hz	60 W Fan + 18 W LED	100/150mm	300mm Dia

FANDV - Series

Centrifugal Ceiling Exhaust Fans
Header Box Fan

Capacity Diagram

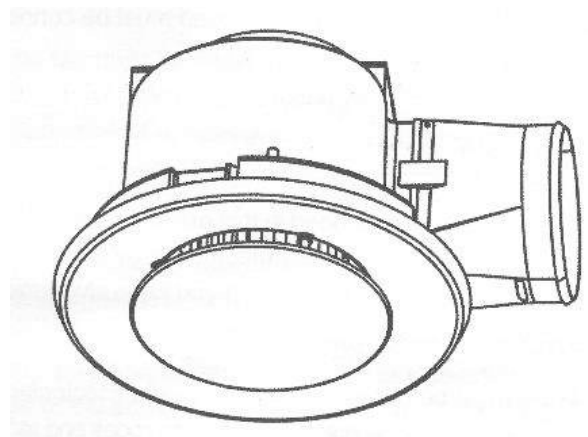
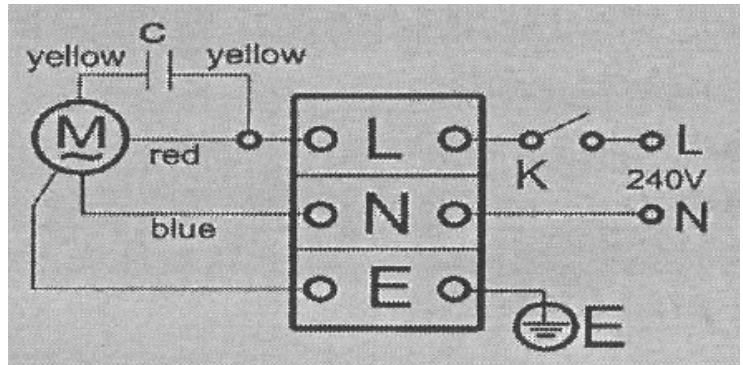


Fan Specifications:

Flow Rate	330 m ³ /h or 91 l/s
Sound Level at 3m	39 dBA
Design	Centrifugal
Type	Exhaust
Power	60 W
Amps	0.27 A

Wiring Diagram

Wiring (Ensure the power is turned OFF)
Please comply with local wiring rules when wiring.



Your Air Solutions Partner



FANMF - Mixed Flow Inline Duct Fan

- Fan body is made of environmental protection material with beautiful lines and light weight, double insulation.
- Fan blade is designed with hydromechanical principles for optimal airflow and air pressure, high efficiency working, low energy consumption and low noise.
- Joint design facilitates installation and dismounting for easy installation and maintenance.
- Outer rotor motor with Japanese brand NMB ball bearing, long working life over 50000 hours.
- Protection class: IP44
- Can be designed with user friendly features such as time delay, temperature sense, humidity sensor or other customised functions.
- Operating temperature range: -20°C ~ 60°C
- Perfect for homes, apartments, offices, public places, hotels, hospitals, gyms etc.

FEATURES & MOUNTING



Hydromechanical wind circle designed to achieve the highest efficiency



High Performance hydromechanical fan blades



Safer mounting base designed according to safety requirements and fan structure for easy installation



Sealing ring in connection box, protection class IP44

1 Fix the support



2 Couple the ducts



3 Fix the fan body



4 Make the connections

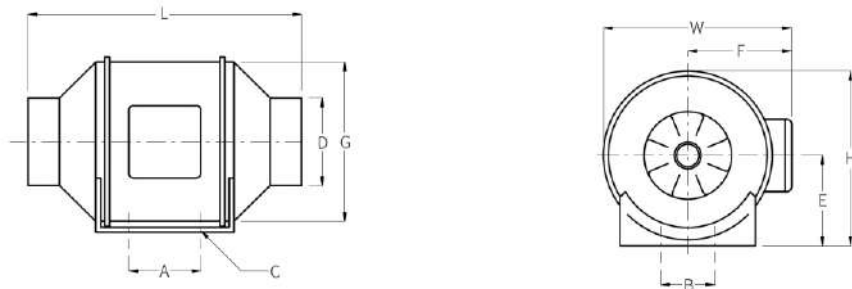


FANMF - Series Mixed Flow Inline Duct Fan

Performance Parameter

Model	Speed	Voltage /Frequency (V/Hz)	Current (Amps)	Power (W)	Speed (RPM)	Airflow		Air Pressure (Pa)	Noise (dB)	Net Weight (kgs)
						(m ³ /h)	(l/s)			
FANMF-100	H	220~240/50	0.12	26	2200	198	55.0	156	31	1.5
	L		0.11	23	1850	165	45.8	131	26	
	H	100~120/60	0.31	35	2200	198	55.0	156	31	
	L		0.28	30	1850	165	45.8	131	26	
FANMF-125	H	220~240/50	0.14	33	2250	284	78.9	159	32	1.5
	L		0.13	28	1850	248	68.9	106	26	
	H	100~120/60	0.35	38	2250	284	78.9	300	32	
	L		0.31	32	1850	248	68.9	240	26	
FANMF-150	H	220~240/50	0.22	54	2550	530	147.2	300	33	2.6
	L		0.19	44	1850	410	113.9	240	29	
	H	100~120/60	0.55	62	2550	530	147.2	352	33	
	L		0.45	49	1850	410	113.9	274	29	
FANMF-200	H	220~240/50	0.53	128	2450	840	233.3	352	63	4.9
	L		0.52	123	1950	690	191.7	274	55	
	H	100~120/60	1.60	165	2450	840	233.3	488	63	
	L		1.30	135	1950	690	191.7	371	55	
FANMF-250	H	220~240/50	1.20	225	2450	1405	390.3	488	66	7.5
	L		1.75	165	1950	1064	295.6	371	58	
	H	100~120/60	2.60	290	2450	1405	390.3	693	66	
	L		1.80	210	1850	1064	295.6	435	58	
FANMF-315	H	220~240/50	1.90	390	2350	2206	612.8	693	69	11.0
	L		1.40	275	1650	1750	486.1	435	61	
	H	100~120/60	3.70	412	2350	2206	612.8	693	69	
	L		3.00	330	1650	1750	486.1	435	61	

Dimensions

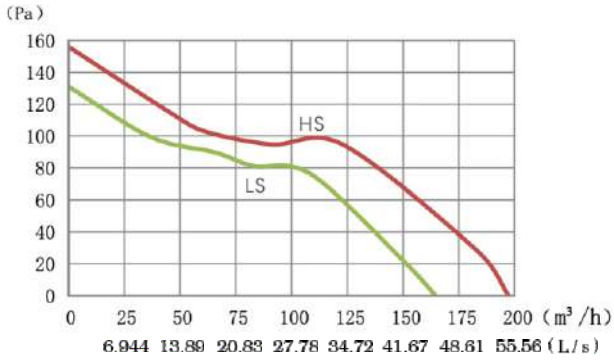


Model	A	B	C	ØD	E	F	ØG	L	W	H
FANMF-100	80	60	4-Ø4.5	97	99	116	163	302	204	195
FANMF-125	80	60	4-Ø4.5	123	99	116	163	257	204	195
FANMF-150	80	60	4-Ø5.5	147	109	127	187	313	227	208
FANMF-200	100	94	4-Ø5.5	197	125	137	205	302	249	237
FANMF-250	150	150	4-Ø8*11	247	250	174	261	383	310	286
FANMF-315	181	178	4-Ø8*11	312	187	216	325	446	386	357

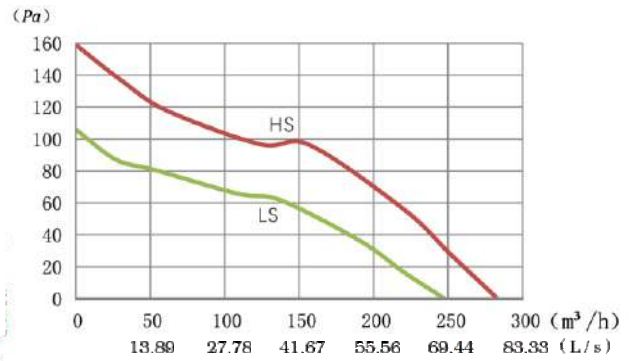
FANMF - Series Mixed Flow Inline Duct Fan

Performance Curves

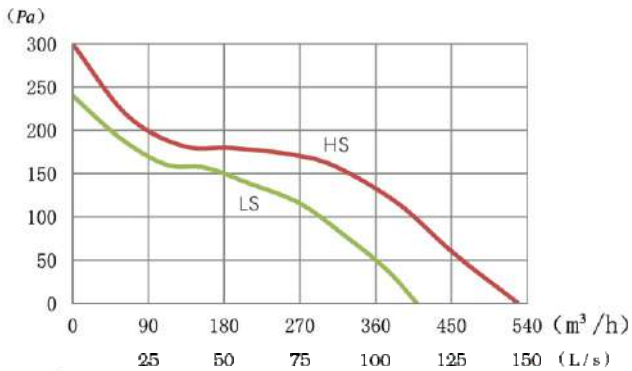
FANMF-100



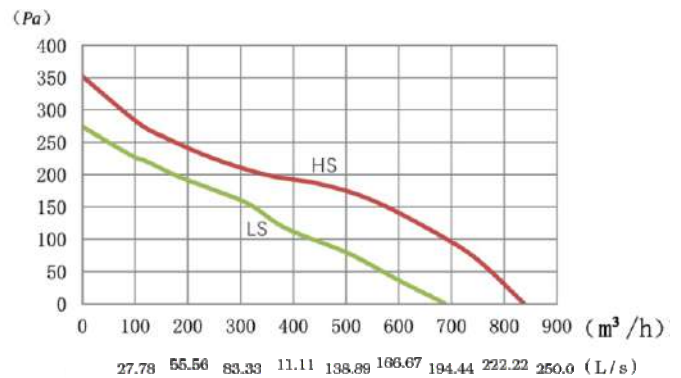
FANMF-125



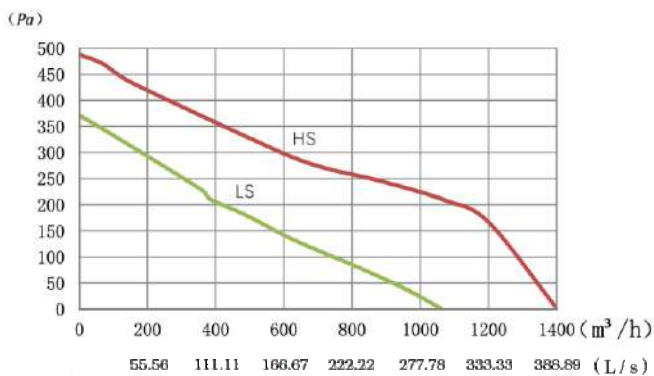
FANMF-150



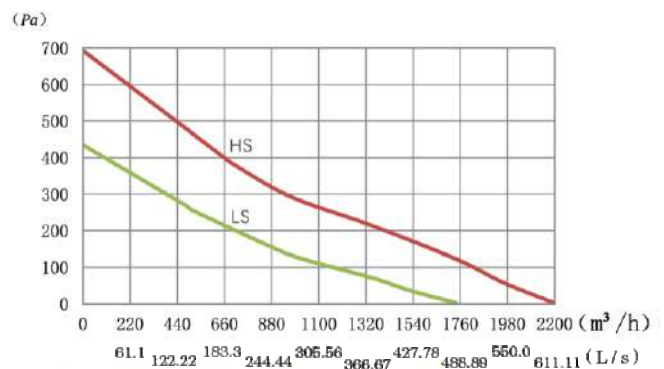
FANMF-200



FANMF-250



FANMF-315



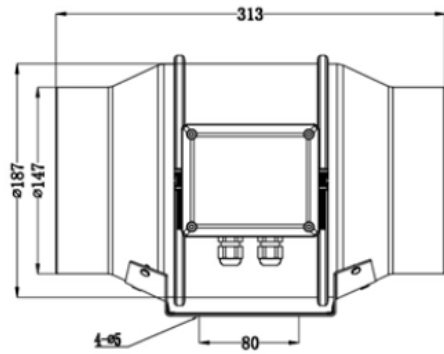
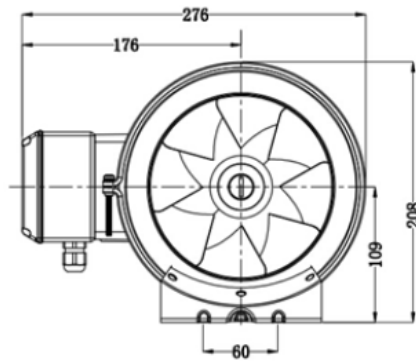
Your Air Solutions Partner



FANMEF - Eco-Watt Mixed-flow Inline Duct Fan

- High efficiency and energy saving: use a DC variable frequency motor (permanent magnet synchronous motor) for lower energy consumption.
- Meets EU ERP2018 energy efficiency standards.
- Free speed control: 0-10V voltage speed control and PWM signal speed control.
- Stable performance: set with slow starting, no influence during voltage fluctuation.
- Long durability: low vibration, low noise and continuous operation.
- Protection class: IP44
- Operating temperature range: -20°C ~ 60°C

DIMENSIONS

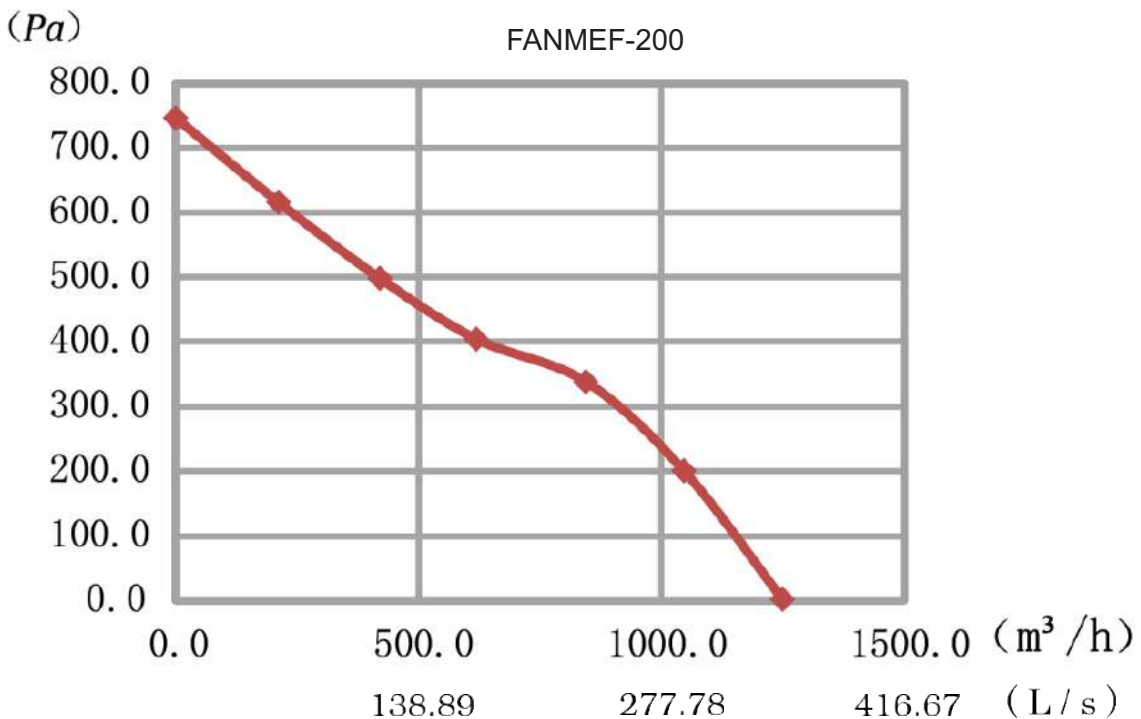
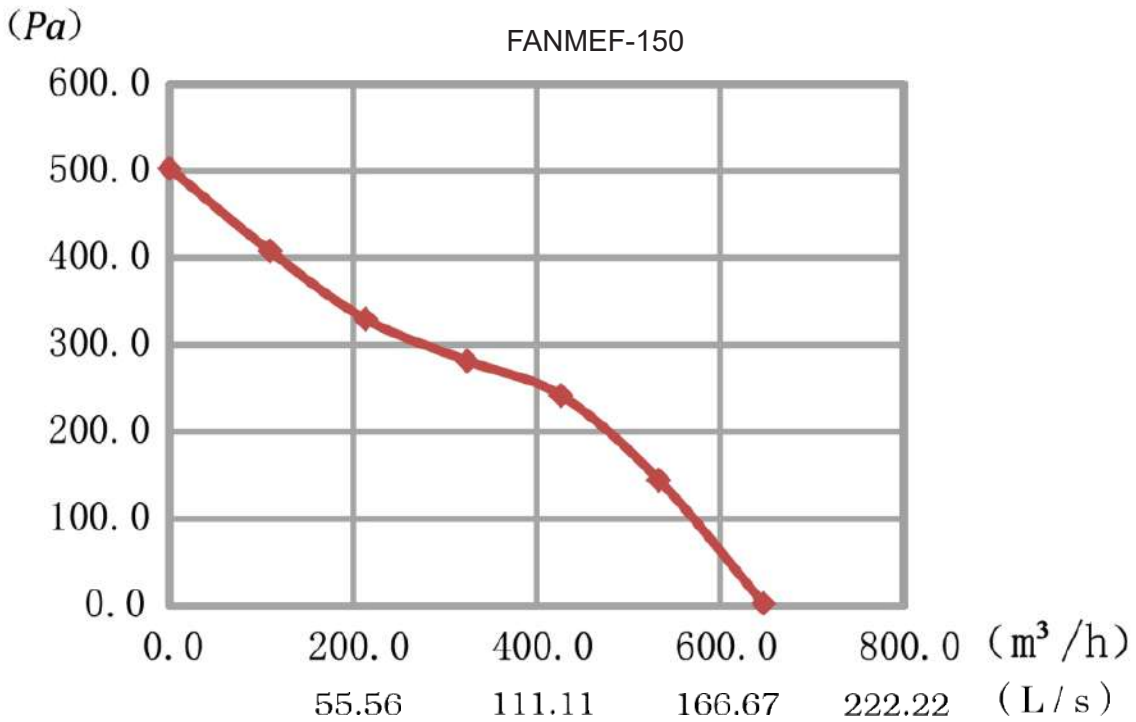


TECHNICAL SPECIFICATIONS

Model	Voltage	Current (Amps)	Power (W)	Speed (RPM)	Airflow		Air Pressure (Pa)	Net Weight (kgs)
					(m ³ /h)	(m ³ /s)		
FANMEF-150	100~140	0.47 MAX 0.94	70	3000	647	179.7	503	2.6
FANMEF-200	100~120 200~220	2.1 1.05	165	3000	1250	347.2	746	4.9

FANMEF - Series Eco-Watt Mixed-flow Inline Duct Fan

Performance Curves



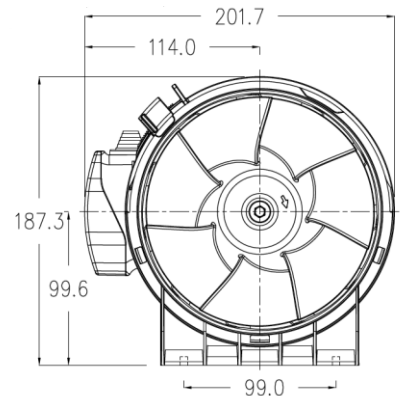
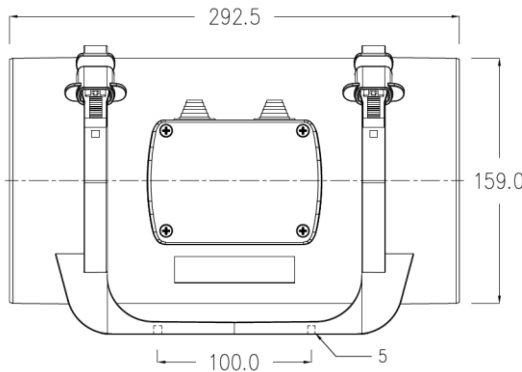
Your Air Solutions Partner



FANEC - Eco-Watt Powerful Inline Duct Fan

- High performance: small fan body, unique design fan blade, strong airflow, big air pressure.
- High efficiency and energy saving: use a DC variable frequency motor (permanent magnet synchronous motor) for lower energy consumption.
- Meets EU ERP2018 energy efficiency standards.
- Free speed control: 0-10V voltage speed control and PWM signal speed control.
- Stable performance: set with slow starting, no influence during voltage fluctuation.
- Double NMB ball bearings, long working life - over 50.000 hours.
- Protection class: IP44
- Operating temperature range: -20°C ~ 60°C

DIMENSIONS

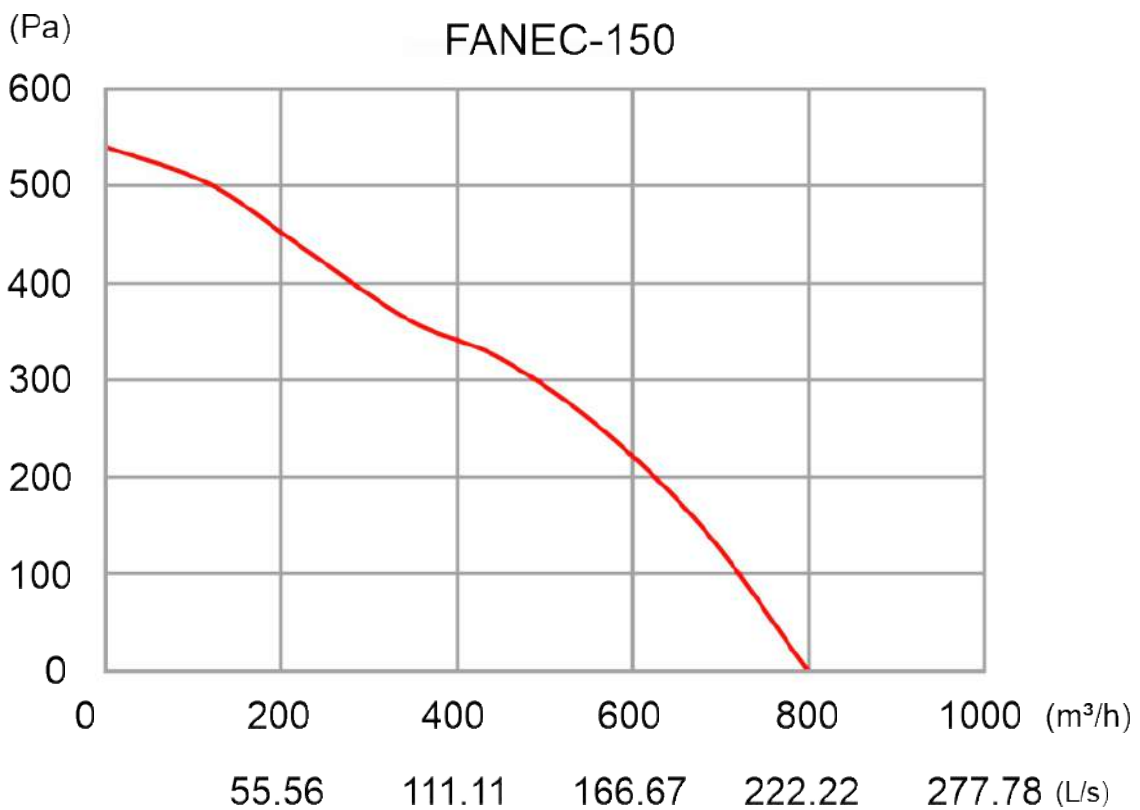


TECHNICAL SPECIFICATIONS

Model	Voltage	Current (Amps)	Power (W)	Speed (RPM)	Airflow		Air Pressure (Pa)	Net Weight (kgs)
					(m ³ /h)	(m ³ /s)		
FANEC-160	100~240	0.70 MAX 1.40	77	4300	798	221.7	542	2.0

FANEC - Series Eco-Watt Powerful Inline Duct Fan

Performance Curves



Your Air Solutions Partner



Low Profile Body


FANMFS - Silent Mixed Flow Inline Duct Fan

- Fan body is made of environmental protection material with beautiful lines and light weight, double insulation.
- Fan blade is designed with hydromechanical principles for optimal airflow and air pressure, high efficiency working, low energy consumption and low noise.
- Fan inside produced with two-layer sound absorbent and sound wave holes, to reduce noise level.
- Double diameter connection, sealing-up, leak-proof and shockproof.
- Backdraft damper designed inside, to prevent return air and insects.
- Joint design facilitates installation and dismantling for easy installation and maintenance.
- Outer rotor motor with Japanese brand NMB ball bearing, long working life over 50000 hours.
- Protection class: IP44
- Can be designed with user friendly features such as time delay, temperature sense, humidity sensor or other customised functions.
- Operating temperature range: -20°C ~ 60°C
- These fans address ventilation needs in places where people work and live and low sound level is required, such as meeting room, office, hotel, public place, residence, hospital, gym etc.

FEATURES & DIMENSIONS



High performance hydromechanical fan blades



Ultra quiet design with two-layer sound absorbent and sound wave holes



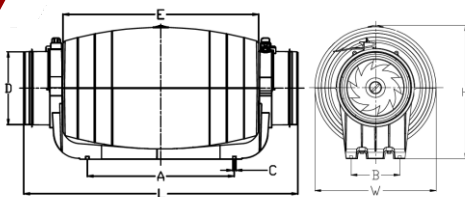
Joint design simplifies installation and dismantling - Double diameter connection



Backdraft damper designed inside to prevent insects



Easy installation and maintenance



Nom Size	A	B	C	ØD	E	L	W	H
125	248	82	4-Ø5.5	97/123	330	580/462	205	225
150	251	95	4-Ø5.3	149/158	352	488	221	244
200	339	128	4-Ø5.6	198	436	567	262	301

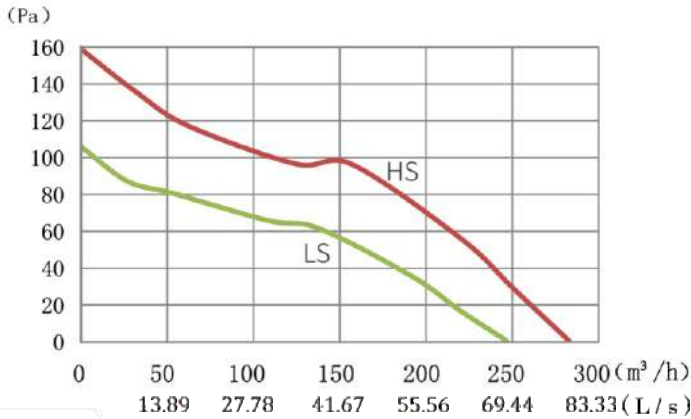
FANMFS - Series Silent Mixed Flow Inline Duct Fan

Performance Parameter

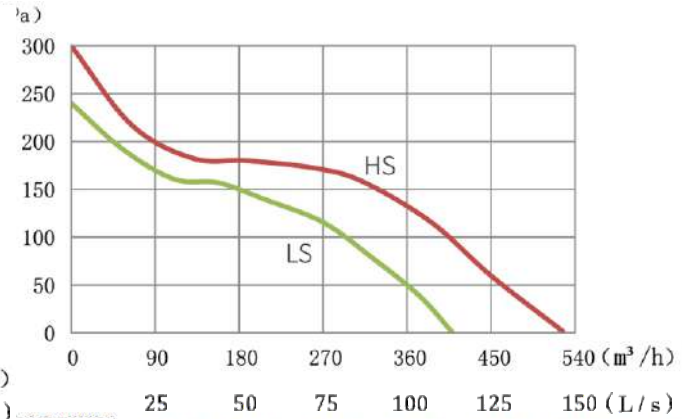
Model	Speed	Voltage /Frequency (V/Hz)	Current (Amps)	Power (W)	Speed (RPM)	Airflow		Air Pressure (Pa)	Noise (dB)	Net Weight (kgs)
						(m ³ /h)	(m ³ /s)			
FANMFS-125	H	220~240/50	0.14	33	2250	284	78.9	159	25	2.8
	L		0.13	28	1850	248	68.9	106	22	
	H	100~120/60	0.35	38	2250	284	78.9	159	25	
	L		0.31	32	1850	248	68.9	106	22	
FANMFS-150	H	220~240/50	0.25	50	2550	530	147.2	300	31	4.0
	L		0.20	43	1850	410	113.9	240	26	
	H	100~120/60	0.55	62	2550	530	147.2	300	31	
	L		0.45	49	1850	410	113.9	240	26	
FANMFS-200	H	220~240/50	0.57	128	2450	840	233.3	352	35	5.9
	L		0.52	123	1950	690	191.2	274	29	
	H	100~120/60	1.60	160	2450	840	233.3	352	35	
	L		1.30	135	1950	690	191.2	274	29	

Performance Curves

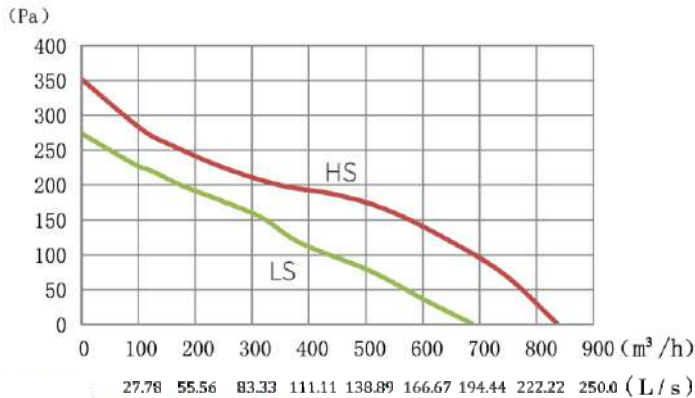
FANMFS-125



FANMFS-150



FANMFS-200



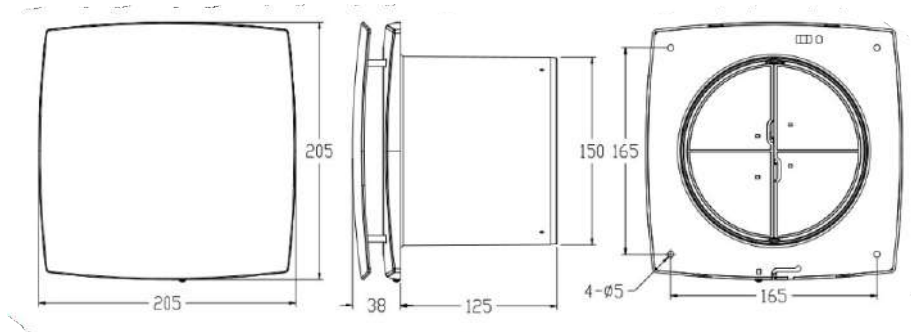
Your Air Solutions Partner

FANSL - Axial Exhaust Fan

- Modern design and good looking.
- Fan frame and blade are made of high-quality durable ABS plastic, UV resistant.
- Fan blade design makes it high efficiency working and long working life.
- Fan designed with ultra thin front panel and insect screen.
- Fan with reliable low-watt motor, continuous operation.
- Protection class: Ip34.
- The fans are directly mounted into the ventilation shaft.
- In case of remote location of ventilation shaft, connect a flexible air duct to the fan with a clamp.
- Fix the fan to wall by self-tapping screws.
- Suitable for ceiling mounting.
- Designed for continuous or periodic exhaust ventilation area such as bathroom, showers, kitchens and other spaces.



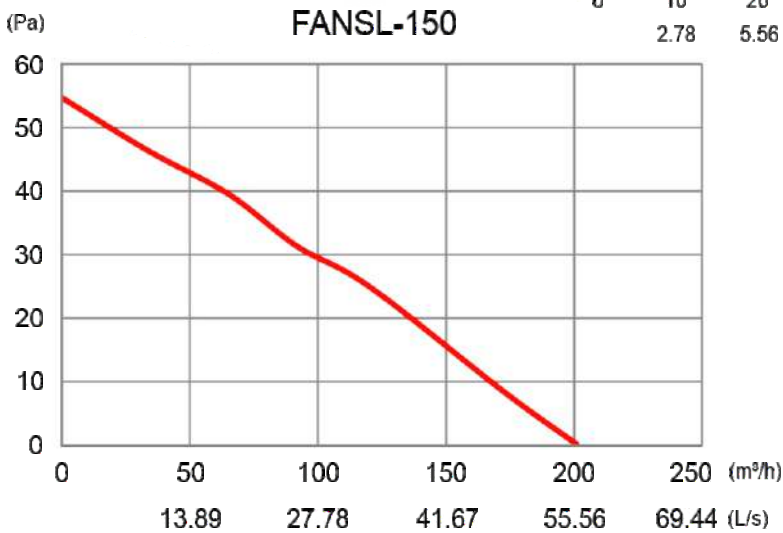
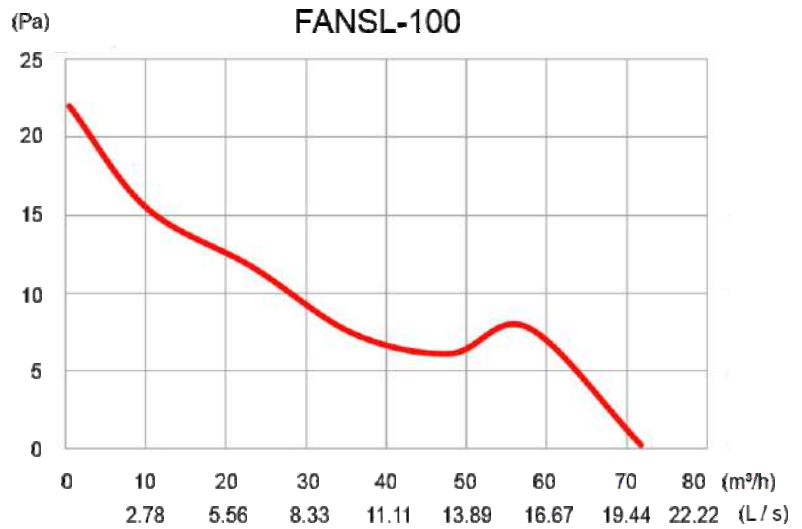
DIMENSIONS & SPECIFICATIONS



Model	Voltage /Frequency (V/Hz)	Current (Amps)	Power (W)	Speed (RPM)	Airflow		Air Pressure (Pa)	Net Weight (kgs)
					(m ³ /h)	(m ³ /s)		
FANSL-100	220~240/50	0.07	12	2300	72	20	20	0.6
FANSL-150	220~240/50	0.17	22	2350	201	55.8	55	1.0
	100~120/60	0.40	25	2350	201	55.8	55	

FANSL - Series Axial Exhaust Fan

Performance Curves



Smart silent exhaust fan

It's a smart silent exhaust fan which can adjust speed automatically by according to sensing the changes on environmental temperature, humidity and air VOC value.

Function

- Automatically switch to high or low speed, standard setting mode accordingly to learning environmental temperature, humidity and air quality VOC value change.
- Automatically switch to high or low speed accordingly to sensing environmental temperature, humidity and air quality VOC value change.
- Delete environmental temperature.
- Detect environmental humidity.
- Detect air quality VOC value.
- Automatically determine the high or low speed switching timing.

Bang! Coming soon



Your Air Solutions Partner

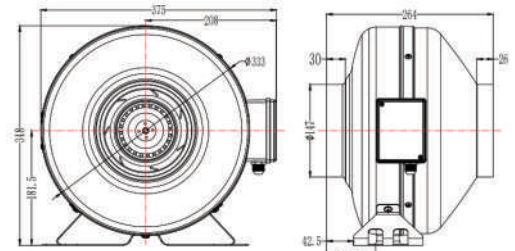
FANMAN - Circular Centrifugal Fan

- Insulation Class: F
- Protection class: IP44
- Iron Casing and ABS(FR) connection box
- Japanese NSK Ball Bearing, continuous operation of 50000h
- External rotor motor with low-temperature rise.
- With CE and UL certification.
- Backward-curved centrifugal impeller using PA66(FR).
- Motor is equipped with automatic reset thermal overload protection.
- Operating temperature range: -20°C~60°C.



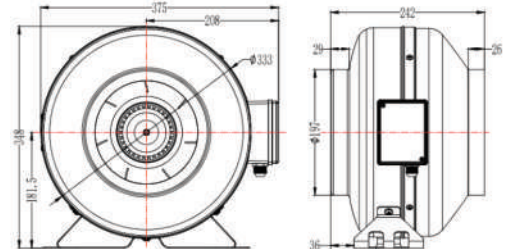
FANMAN150

Model	Voltage/ Frequency (V/Hz)	Current (Amps)	Power (W)	Rotated Speed (RPM)	Airflow (M ³ /H)	Air Pressure (Pa)	Net Weight (kg)
FANMAN150	220~240/50	0.58	110	2450	680	446	4.30
	100~120/60	1.30	140	2550	707	483	



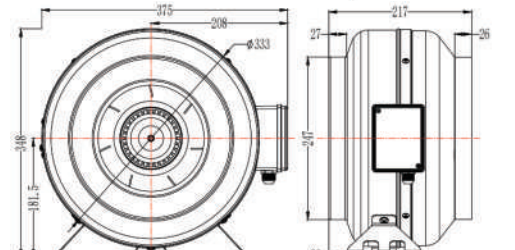
FANMAN200

Model	Voltage/ Frequency (V/Hz)	Current (Amps)	Power (W)	Rotated Speed (RPM)	Airflow (M ³ /H)	Air Pressure (Pa)	Net Weight (kg)
FANMAN200	220~240/50	0.75	175	2420	945	674	5.20
	100~120/60	1.60	180	2420	945	700	



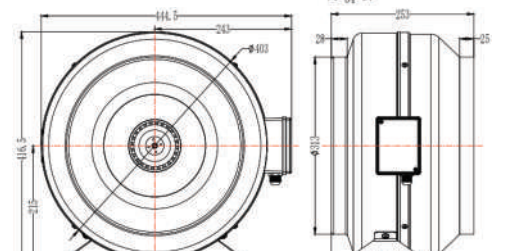
FANMAN250

Model	Voltage/ Frequency (V/Hz)	Current (Amps)	Power (W)	Rotated Speed (RPM)	Airflow (M ³ /H)	Air Pressure (Pa)	Net Weight (kg)
FANMAN250	220~240/50	0.80	175	2420	979	654	5.10
	100~120/60	1.60	180	2420	979	677	



FANMAN315

Model	Voltage/ Frequency (V/Hz)	Current (Amps)	Power (W)	Rotated Speed (RPM)	Airflow (M ³ /H)	Air Pressure (Pa)	Net Weight (kg)
FANMAN315	220~240/50	1.28	225	2520	1660	738	6.62
	100~120/60	2.80	335	2800	1840	900	

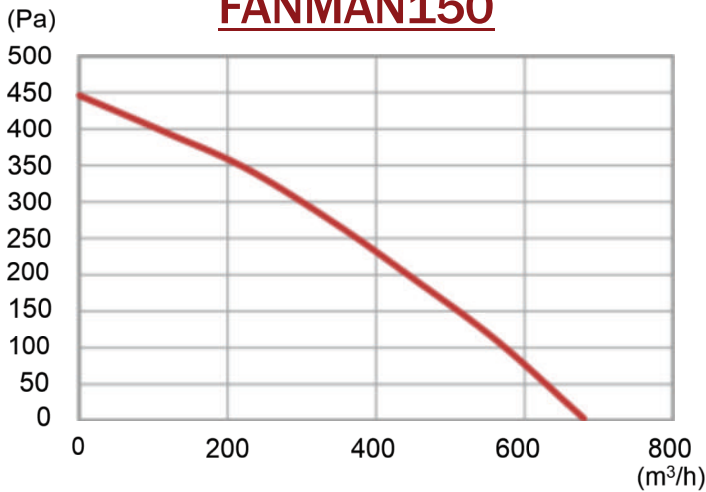


Your Air Solutions
Partner

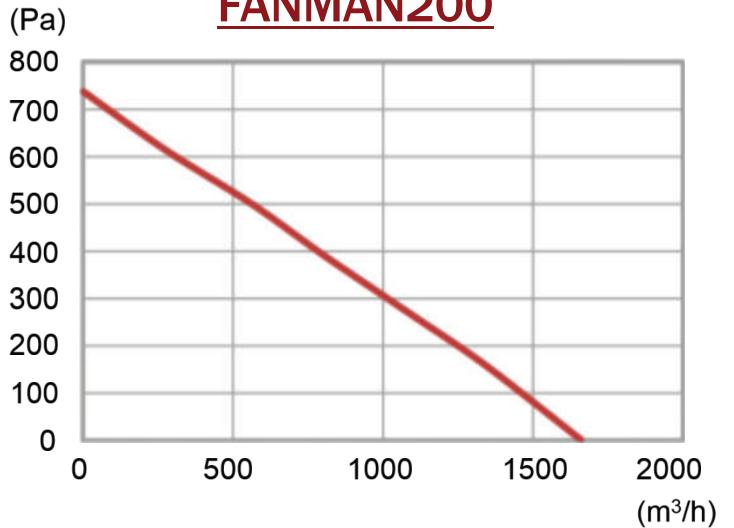


PERFORMANCE CURVES

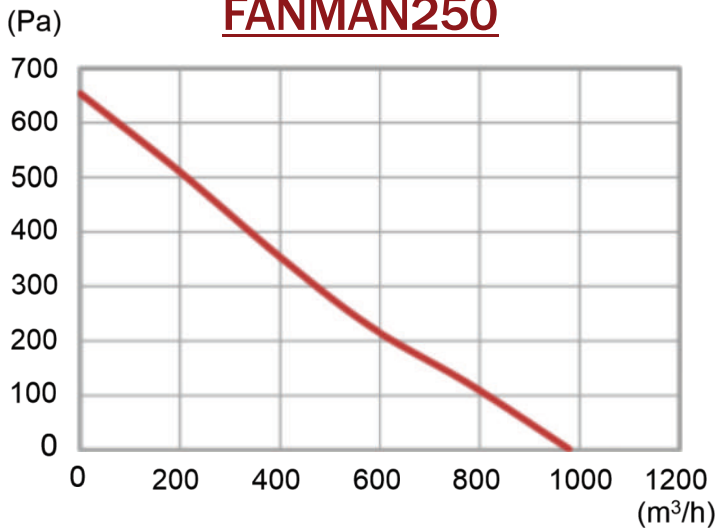
FANMAN150



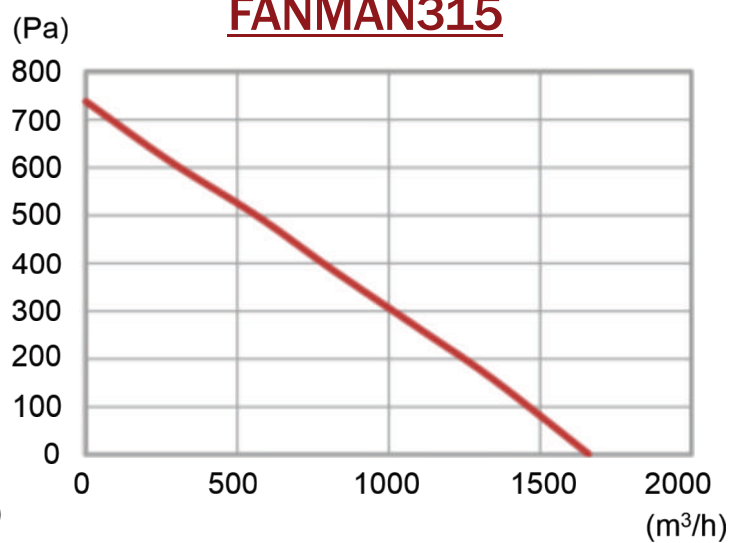
FANMAN200



FANMAN250



FANMAN315



TRADE **STORE**
ARROW SALES PTY LTD

2024



**HVAC
Products**



**Hardware
Products**



**Plumbing
Products**



**Building Service
Products**



**Air Conditioning
Products**



**Electrical
Products**